

Sign

People's Education Society's (Mumbai)

**P.E.S.COLLEGE OF ENGINEERING**  
**PRINCIPAL'S REPORT & BUDGET ESTIMATES**  
**FOR THE YEAR 2017-18**

Submitted to the

**GOVERNING BODY**

At its meeting held on 16<sup>th</sup> & 17<sup>th</sup> October 2017, at the Chairman's  
Conference Hall, Milind Mahavidyalaya, Nagsenvana, Aurangabad 431 002.

PEOPLE'S EDUCATION SOCIETY ( MUMBAI )  
P.E.S. COLLEGE OF ENGINEERING, NAGASEN VANA, AURANGABAD.


STATEMENT SHOWING THE BUDGET ESTIMATE FOR THE YEAR 2017-18

| Sr. | Major Heads of Income   | Amount<br>(in lakh) | P. No. | Sr. | Major Heads of<br>Expenditure        | Amount<br>(in lakh) | P. No. |
|-----|-------------------------|---------------------|--------|-----|--------------------------------------|---------------------|--------|
| 1   | Tuition Fees            | 1000.50             | A-5    | 1   | Salary ( Pay & Allowances )          | 1040.62             | A-6    |
| 2   | Bank Interest on FDR    | 2.00                | A-3    | 2   | Employers Provident Fund             | 100.00              | A-6    |
| 3   | Forms & Brochures       | 10.50               | A-3    | 3   | Empl.Group Gratuity Scheme           | 45.00               | A-6    |
| 4   | Registration fees       | 0.75                | A-3    | 4   | Empl. Group Insurance                | 1.70                | A-6    |
| 5   | Other Exams. Activities | 0.50                | A-3    | 5   | Advertisement, Printing & Stationery | 8.75                | A-6    |
| 6   | Rent of canteen         | 0.60                | A-3    | 6   | Maintainance of College              | 105.00              | A-6    |
| 7   | Book bank fees          | 0.40                | A-3    | 7   | Periodicals & Journals               | 2.70                | A-6    |
| 8   | Fine & Penalty          | 1.50                | A-3    | 8   | General Contengency                  | 41.80               | A-7    |
| 9   | Empl. Group Insurance   | 1.65                | A-3    | 9   | Practical Raw Materials              | 4.20                | A-7    |
| 10  | Dividends               | 2.00                | A-3    | 10  | Sports & Extra Curricular Activity   | 8.50                | A-7    |
| 11  | Consultancy fee         | 10.00               | A-3    | 11  | Research & Development Exp           | 1.00                | A-7    |
| 12  | Misc Receipts           | 4.00                |        | 12  | College Garden Expenses              | 2.00                | A-8    |
|     |                         | 1034.40             |        |     |                                      |                     |        |
|     | Deficit                 | 326.87              |        |     |                                      |                     |        |
|     |                         | 1361.27             |        |     |                                      | 1361.27             |        |

  
Shri V. F. Gajbhiye

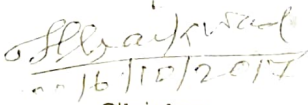
Accountant

P.E.S. College of Engineering  
Aurangabad.

  
Dr A. P. Wadekar

Principal

P.E.S. College of Engineering  
Aurangabad.

  
16/10/2017  
Chairman  
People's Education Society  
Mumbai.

## THE EXPENDITURE BUDGET ESTIMATES FOR THE YEAR 2017 -18

| Sr. | Major Heads of Expenditure             | Actual Amount (in lakhs) 2012-13 | Actual Amount (in lakhs) 2013-14 | Actual Amount (in lakhs) 2014-15 | Actual Amount (in lakhs) 2015-16 | Budget Amount (in lakhs) 2016-17 | Actual up to 31.03.17 | Budget Amount (in lakhs) 2017-18 |
|-----|--|----------------------------------|----------------------------------|----------------------------------|----------------------------------|----------------------------------|-----------------------|----------------------------------|
| 1   | SALARIES                               |                                  |                                  |                                  |                                  |                                  |                       |                                  |
|     | PAY & ALLOWANCES                       |                                  |                                  |                                  |                                  |                                  |                       |                                  |
|     | 1) Teaching staff                      | 426.29                           | 474.28                           | 572.11                           | 618.36                           | 645.62                           | 705.82                | 789.21                           |
|     | 2) Teaching supporting staff           | 42.39                            | 46.77                            | 50.48                            | 56.01                            | 58.96                            | 58.66                 | 75.36                            |
|     | 3) Administrative staff                | 114.56                           | 107.28                           | 117.26                           | 128.64                           | 136.94                           | 134.89                | 139.91                           |
|     | 4) Library staff                       | 20.36                            | 24.45                            | 28.29                            | 31.22                            | 31.60                            | 33.78                 | 36.14                            |
|     | Total:                                 | 603.6                            | 652.78                           | 768.14                           | 834.23                           | 873.12                           | 933.15                | 1040.62                          |
| 2   | EMPLOYERS PROVIDENT FUND CONTR.        | 62.87                            | 79.49                            | 87.40                            | 97.48                            | 107.20                           | 85.24                 | 100.00                           |
| 3   | Employees Group Gratuity Scheme        | 0                                | 51.37                            | 44.68                            | 44.52                            | 45.00                            | 44.59                 | 45.00                            |
| 4   | Employees Group Insurance              |                                  | 2.11                             | 1.67                             | 1.67                             | 1.70                             | 1.66                  | 1.70                             |
| 5   | ADVERTISEMENTS, PRINTING & STATIONERY  |                                  |                                  |                                  |                                  |                                  |                       |                                  |
|     | 1) Advertisement Expenses              | 2.46                             | 1.34                             | 3.39                             | 4.14                             | 4.00                             | 3.50                  | 3.25                             |
|     | 2) Printing Expenses                   | 1.58                             | 1.61                             | 2.15                             | 3.85                             | 4.00                             | 3.53                  | 3.50                             |
|     | 3) Stationery Expenses                 | 0.90                             | 1.65                             | 2.02                             | 1.59                             | 2.00                             | 2.02                  | 2.00                             |
|     | Total:                                 | 4.94                             | 4.60                             | 7.56                             | 9.58                             | 10.00                            | 9.05                  | 8.75                             |
| 6   | MAINTAINANCE OF COLLEGE                |                                  |                                  |                                  |                                  |                                  |                       |                                  |
|     | 1) Electricity Expenses                | 4.81                             | 7.38                             | 12.94                            | 20.91                            | 23.00                            | 23.12                 | 25.00                            |
|     | 2) Repair & Maintenance                | 5.13                             | 5.51                             | 5.25                             | 5.15                             | 5.00                             | 12.66                 | 5.00                             |
|     | 3) Repair to Equipment                 | 1.19                             | 2.96                             | 2.39                             | 1.66                             | 2.00                             | 8.42                  | 3.00                             |
|     | 4) Security Expenses                   | 48.03                            | 58.20                            | 46.47                            | 28.02                            | 22.00                            | 23.48                 | 25.00                            |
|     | 5) Cleaning Expenses                   | 4.14                             | 12.23                            | 13.46                            | 14.48                            | 15.00                            | 16.07                 | 17.00                            |
|     | 6) Taxes                               | 0                                | 42.99                            | 34.31                            | 25.08                            | 30.00                            | 29.1                  | 30.00                            |
|     | Total:                                 | 63.30                            | 129.27                           | 114.82                           | 95.30                            | 97.00                            | 112.85                | 105.00                           |
| 7   | PERIODICALS & JOURNELS                 |                                  |                                  |                                  |                                  |                                  |                       |                                  |
|     | 1) Binding Charges                     | 0.03                             | 0.38                             | 0.32                             | 0.07                             | 0.50                             | 0.24                  | 0.40                             |
|     | 2) Reading Room Expenses               | 0.14                             | 0.17                             | 0.21                             | 0.12                             | 0.20                             | 0.28                  | 0.30                             |
|     | 3) Periodicals & Journals / E Journals | 14.94                            | 17.42                            | 18.99                            | 1.83                             | 2.00                             | 1.91                  | 2.00                             |
|     | Total:                                 | 15.11                            | 17.97                            | 19.52                            | 2.02                             | 2.70                             | 2.43                  | 2.70                             |

People's Education Society's (Mumbai)

**P.E.S.COLLEGE OF ENGINEERING**

**PRINCIPAL'S REPORT &  
BUDGET ESTIMATES**

**FOR THE YEAR 2018-19**

Submitted to the


**GOVERNING BODY**


At its meeting held on 17<sup>th</sup> & 18<sup>th</sup> May 2018, at the Chairman's Conference Hall, Milind Mahavidyalaya, Nagsenvana, Aurangabad 431 002.

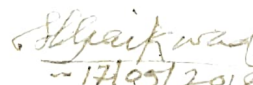
PEOPLE'S EDUCATION SOCIETY ( MUMBAI )  
P.E.S. COLLEGE OF ENGINEERING, NAGASEN VANA, AURANGABAD.

STATEMENT SHOWING THE BUDGET ESTIMATE FOR THE YEAR 2018-19

| Sr. | Major Heads of Income   | Amount<br>(in lakh) | P. No. | Sr. | Major Heads of<br>Expenditure        | Amount<br>(in lakh) | P. No. |
|-----|-------------------------|---------------------|--------|-----|--------------------------------------|---------------------|--------|
| 1   | Tuition Fees            | 1130.81             | A-5    | 1   | Salary ( Pay & Allowances )          | 1027.58             | A-6    |
| 2   | Bank Interest on FDR    | 3.00                | A-3    | 2   | Employers Provident Fund             | 105.00              | A-6    |
| 3   | Sale of Forms & Broch.  | 11.00               | A-3    | 3   | Empl.Group Gratuity Scheme           | 7.00                | A-6    |
| 4   | Registration fees       | 0.75                | A-3    | 4   | Empl. Group Insurance                | 1.70                | A-6    |
| 5   | Other Exams. Activities | 0.50                | A-3    | 5   | Advertisement, Printing & Stationery | 9.50                | A-6    |
| 6   | Rent of canteen         | 0.60                | A-3    | 6   | Maintainance of College              | 78.00               | A-6    |
| 7   | Book bank fees          | 0.40                | A-3    | 7   | Periodicals & Journals               | 2.90                | A-6    |
| 8   | Fine & Penalty          | 1.00                | A-3    | 8   | General Contengency                  | 41.45               | A-7    |
| 9   | Empl. Group Insurance   | 1.65                | A-3    | 9   | Practical Raw Materials              | 4.00                | A-7    |
| 10  | Dividends               | 1.00                | A-3    | 10  | Sports & Extra Curricular Activity   | 8.00                | A-7    |
| 11  | Consultancy fee         | 12.00               | A-3    | 11  | Research & Development Exp           | 1.00                | A-7    |
| 12  | Misc Receipts           | 5.50                | A-3    | 12  | College Garden Expenses              | 2.00                | A-8    |
|     |                         | 1168.21             |        |     |                                      |                     |        |
|     | <b>Deficit</b>          | 119.92              |        |     |                                      |                     |        |
|     |                         |                     |        |     |                                      |                     |        |
|     | <b>Total &gt;&gt;</b>   | 1288.13             |        |     | <b>Total &gt;&gt;</b>                | 1288.13             |        |

  
Shri V. N. Gajbhiye  
Accountant  
P.E.S. College of Engineering,  
Aurangabad.

  
Dr A P Wadekar  
Principal  
P.E.S. College of Engineering  
Aurangabad.

  
Chairman  
People's Education Society  
Mumbai

## THE EXPENDITURE BUDGET ESTIMATES FOR THE YEAR 2018 -19

| Sr. | Major Heads of Expenditure                      | Actual                          | Actual                          | Actual                          | Actual                          | Actual                          | Budget                          | Actual            | Budget                          |
|-----|---|---------------------------------|---------------------------------|---------------------------------|---------------------------------|---------------------------------|---------------------------------|-------------------|---------------------------------|
|     |   | Amount<br>(in lakhs)<br>2013-14 | Amount<br>(in lakhs)<br>2014-15 | Amount<br>(in lakhs)<br>2015-16 | Amount<br>(in lakhs)<br>2016-17 | Amount<br>(in lakhs)<br>2017-18 | Amount<br>(in lakhs)<br>2018-19 | up to<br>31.03.18 | Amount<br>(in lakhs)<br>2018-19 |
| 1   | <b>SALARIES</b>                                 |                                 |                                 |                                 |                                 |                                 |                                 |                   |                                 |
|     | <b>PAY &amp; ALLOWANCES</b>                     |                                 |                                 |                                 |                                 |                                 |                                 |                   |                                 |
|     | 1) Teaching staff                               | 474.28                          | 572.11                          | 618.36                          | 705.82                          | 789.21                          | 738.82                          | 783.79            |                                 |
|     | 2) Teaching supporting staff                    | 46.77                           | 50.48                           | 56.01                           | 58.66                           | 75.36                           | 68.32                           | 67.48             |                                 |
|     | 3) Administrative staff                         | 107.28                          | 117.26                          | 128.64                          | 134.89                          | 139.91                          | 133.65                          | 140.31            |                                 |
|     | 4) Library staff                                | 24.45                           | 28.29                           | 31.22                           | 33.78                           | 36.14                           | 35.76                           | 36.00             |                                 |
|     | <b>Total:</b>                                   | <b>652.78</b>                   | <b>768.14</b>                   | <b>834.23</b>                   | <b>933.15</b>                   | <b>1040.62</b>                  | <b>976.55</b>                   | <b>1027.58</b>    |                                 |
| 2   | <b>EMPLOYERS PROVIDENT FUND CONTR.</b>          | <b>79.49</b>                    | <b>87.40</b>                    | <b>97.48</b>                    | <b>85.24</b>                    | <b>100.00</b>                   | <b>104.13</b>                   | <b>105.00</b>     |                                 |
| 3   | Employees Group Gratuity Scheme                 | 51.37                           | 44.68                           | 44.52                           | 44.59                           | 45.00                           | 45.00                           | 7.00              |                                 |
| 4   | Employees Group Insurance                       | 2.11                            | 1.67                            | 1.67                            | 1.66                            | 1.70                            | 0.47                            | 1.70              |                                 |
| 5   | <b>ADVERTISEMENT, PRINTING &amp; STATIONERY</b> |                                 |                                 |                                 |                                 |                                 |                                 |                   |                                 |
|     | 1) Advertisement Expenses                       | 1.34                            | 3.39                            | 4.14                            | 3.50                            | 3.25                            | 4.67                            | 4.00              |                                 |
|     | 2) Printing Expenses                            | 1.61                            | 2.15                            | 3.85                            | 3.53                            | 3.50                            | 3.41                            | 3.50              |                                 |
|     | 3) Stationery Expenses                          | 1.65                            | 2.02                            | 1.59                            | 2.02                            | 2.00                            | 1.64                            | 2.00              |                                 |
|     | <b>Total:</b>                                   | <b>4.60</b>                     | <b>7.56</b>                     | <b>9.58</b>                     | <b>9.05</b>                     | <b>8.75</b>                     | <b>9.72</b>                     | <b>9.50</b>       |                                 |
| 6   | <b>MAINTAINANCE OF COLLEGE</b>                  |                                 |                                 |                                 |                                 |                                 |                                 |                   |                                 |
|     | 1) Electricity Expenses                         | 7.38                            | 12.94                           | 20.91                           | 23.12                           | 25.00                           | 22.08                           | 25.00             |                                 |
|     | 2) Repair & Maintenance                         | 5.51                            | 5.25                            | 5.15                            | 12.66                           | 5.00                            | 4.58                            | 5.00              |                                 |
|     | 3) Repair to Equipment                          | 2.96                            | 2.39                            | 1.66                            | 8.42                            | 3.00                            | 6.37                            | 5.00              |                                 |
|     | 4) Security Expenses                            | 58.20                           | 46.47                           | 28.02                           | 23.48                           | 25.00                           | 22.86                           | 1.00              |                                 |
|     | 5) Cleaning Expenses                            | 12.23                           | 13.46                           | 14.48                           | 16.07                           | 17.00                           | 14.36                           | 17.00             |                                 |
|     | 6) Taxes  | 42.99                           | 34.31                           | 25.08                           | 29.1                            | 30.00                           | 12.55                           | 25.00             |                                 |
|     | <b>Total:</b>                                   | <b>129.27</b>                   | <b>114.82</b>                   | <b>95.30</b>                    | <b>112.85</b>                   | <b>105.00</b>                   | <b>82.80</b>                    | <b>78.00</b>      |                                 |
| 7   | <b>PERIODICALS &amp; JOURNELS</b>               |                                 |                                 |                                 |                                 |                                 |                                 |                   |                                 |
|     | 1) Binding Charges                              | 0.38                            | 0.32                            | 0.07                            | 0.24                            | 0.40                            | 0.02                            | 0.40              |                                 |
|     | 2) Reading Room Expenses                        | 0.17                            | 0.21                            | 0.12                            | 0.28                            | 0.30                            | 0.21                            | 0.25              |                                 |
|     | 3) Periodicals & Journals / E Journals          | 17.42                           | 18.99                           | 1.83                            | 1.91                            | 2.00                            | 2.02                            | 2.25              |                                 |
|     | <b>Total:</b>                                   | <b>17.97</b>                    | <b>19.52</b>                    | <b>2.02</b>                     | <b>2.43</b>                     | <b>2.70</b>                     | <b>2.25</b>                     | <b>2.90</b>       |                                 |

People's Education Society's (Mumbai)

**P.E.S.COLLEGE OF ENGINEERING**  
**PRINCIPAL'S REPORT & BUDGET ESTIMATES**  
**FOR THE YEAR 2019-20**

Submitted to the

**GOVERNING BODY**


At its meeting held on 29<sup>th</sup> & 30<sup>th</sup> April 2019, at the Chairman's  
Conference Hall, Milind Mahavidyalaya, Nagsenvana, Aurangabad 431 002.

A-01


PEOPLE'S EDUCATION SOCIETY ( MUMBAI )  
P.E.S. COLLEGE OF ENGINEERING, NAGASEN VANA, AURANGABAD.

STATEMENT SHOWING THE BUDGET ESTIMATE FOR THE YEAR 2019-20

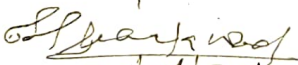
| Sr. | Major Heads of Income   | Amount<br>(in lakh) | P. No. | Sr. | Major Heads of<br>Expenditure      | Amount<br>(in lakh) | P. No. |
|-----|-------------------------|---------------------|--------|-----|------------------------------------|---------------------|--------|
| 1   | Tuition Fees            | 992.60              | A-5    | 1   | Salary ( Pay & Allowances )        | 1008.66             | A-6    |
| 2   | Bank Interest on FDR    | 2.00                | A-3    | 2   | Employers Provident Fund           | 37.00               | A-6    |
| 3   | Sale of Forms & Broch.  | 9.00                | A-3    | 3   | Empl.Group Gratuity Scheme         | 8.00                | A-6    |
| 4   | Registration fees       | 0.50                | A-3    | 4   | Employees Insurance                | 7.36                | A-6    |
| 5   | Other Exams. Activities | 1.00                | A-3    | 5   | Advertismnt, Printing & Stationery | 10.50               | A-6    |
| 6   | Rent of canteen         | 0.60                | A-3    | 6   | Maintainance of College            | 56.00               | A-6    |
| 7   | Book bank fees          | 0.25                | A-3    | 7   | Periodicals & Journals             | 2.50                | A-7    |
| 8   | Fine & Penalty          | 0.70                | A-3    | 8   | General Contengency                | 42.88               | A-7    |
| 9   | Empl. Group Insurance   | 1.60                | A-3    | 9   | Practical Raw Materials            | 3.50                | A-7    |
| 10  | Dividends               | 0.50                | A-3    | 10  | Sports & Extra Curricular Activity | 7.25                | A-8    |
| 11  | Consultancy fee         | 2.00                | A-3    | 11  | Research & Development Exp         | 1.00                | A-8    |
| 12  | Misc Receipts           | 3.75                | A-3    | 12  | College Garden Expenses            | 1.00                | A-8    |
|     |                         |                     |        |     |                                    |                     |        |
|     |                         | 1014.50             |        |     |                                    |                     |        |
|     | Deficit                 | 171.15              |        |     |                                    |                     |        |
|     |                         |                     |        |     |                                    |                     |        |
|     | Total >>                | 1185.65             |        |     | Total >>                           | 1185.65             |        |

  
Accountant  
P.E.S. College of Engineering  
Aurangabad.

P.E.S. College of Engineering,  
Aurangabad.

  
Dr A P Wadekar  
Principal

P.E.S. College of Engineering  
Aurangabad  
Principal  
P.E.S. College of Engineering  
Aurangabad

  
- 29/04/2019  
Chairman  
People's Education Society  
Mumbai.



THE EXPENDITURE BUDGET ESTIMATES FOR THE YEAR 2019 - 20

| Sr. | Major Heads of Expenditure            | Actual Amount (in lakhs) 2014-15 | Actual Amount (in lakhs) 2015-16 | Actual Amount (in lakhs) 2016-17 | Actual Amount (in lakhs) 2017-18 | Budget Amount (in lakhs) 2018-19 | Actual up to 29.03.18 | Anticip. up to 31.03.18 | Budget Amount (in lakhs) 2019-20 |
|-----|---------------------------------------|----------------------------------|----------------------------------|----------------------------------|----------------------------------|----------------------------------|-----------------------|-------------------------|----------------------------------|
| 1   | SALARIES                              |                                  |                                  |                                  |                                  |                                  |                       |                         |                                  |
|     | PAY & ALLOWANCES                      |                                  |                                  |                                  |                                  |                                  |                       |                         |                                  |
|     | 1) Teaching staff                     | 572.11                           | 618.36                           | 705.82                           | 738.82                           | 783.79                           | 434.87                | 303.95                  | 768.11                           |
|     | 2) Teaching supporting staff          | 50.48                            | 56.01                            | 58.66                            | 68.32                            | 67.48                            | 33.38                 | 34.10                   | 64.23                            |
|     | 3) Administrative staff               | 117.26                           | 128.64                           | 134.89                           | 133.65                           | 140.31                           | 81.24                 | 59.07                   | 140.32                           |
|     | 4) Library staff                      | 28.29                            | 31.22                            | 33.78                            | 35.76                            | 36.00                            | 19.06                 | 16.94                   | 36.00                            |
|     | Total:                                | 768.14                           | 834.23                           | 933.15                           | 976.55                           | 1027.58                          | 568.55                | 414.06                  | 1008.66                          |
| 2   | EMPLOYERS PROVIDENT FUND CONTR.       | 87.40                            | 97.48                            | 85.24                            | 104.13                           | 105.00                           | 25.43                 | 21.40                   | 37.00                            |
| 3   | Employees Group Gratuity Scheme       | 44.68                            | 44.52                            | 44.59                            | 45.00                            | 7.00                             | 44.59                 | 7.00                    | 8.00                             |
| 4   | Employees Insurance                   |                                  |                                  |                                  |                                  |                                  |                       |                         |                                  |
|     | 1) Employees Group Insurance          | 1.67                             | 1.67                             | 1.66                             | 0.47                             | 1.70                             | 1.74                  | 0.40                    | 1.61                             |
|     | 2) Employees Group Accident Insurance | 0.00                             | 0.00                             | 0.00                             | 0.00                             | 0.00                             | 0.75                  | 0.00                    | 0.75                             |
|     | 3) Employees Group Health Insurance   | 0.00                             | 0.00                             | 0.00                             | 0.00                             | 0.00                             | 0.00                  | 0.00                    | 5.00                             |
|     | Total:                                | 1.67                             | 1.67                             | 1.66                             | 0.47                             | 1.7                              | 2.49                  | 0.40                    | 7.36                             |
| 5   | ADVERTISEMENT, PRINTING & STATIONERY  |                                  |                                  |                                  |                                  |                                  |                       |                         |                                  |
|     | 1) Advertisement Expenses             | 3.39                             | 4.14                             | 3.50                             | 4.67                             | 4.00                             | 6.34                  | 0.00                    | 5.00                             |
|     | 2) Printing Expenses                  | 2.15                             | 3.85                             | 3.53                             | 3.41                             | 3.50                             | 3.14                  | 0.36                    | 3.50                             |
|     | 3) Stationery Expenses                | 2.02                             | 1.59                             | 2.02                             | 1.64                             | 2.00                             | 1.79                  | 0.20                    | 2.00                             |
|     | Total:                                | 7.56                             | 9.58                             | 9.05                             | 9.72                             | 9.50                             | 11.27                 | 0.56                    | 10.50                            |
| 6   | MAINTENANCE OF COLLEGE                |                                  |                                  |                                  |                                  |                                  |                       |                         |                                  |
|     | 1) Electricity Expenses               | 12.94                            | 20.91                            | 23.12                            | 22.08                            | 25.00                            | 18.16                 | 2.00                    | 24.00                            |
|     | 2) Repair & Maintenance               | 5.25                             | 5.15                             | 12.66                            | 4.58                             | 5.00                             | 2.71                  | 0.50                    | 4.00                             |
|     | 3) Repair to Equipment                | 2.39                             | 1.66                             | 8.42                             | 6.37                             | 5.00                             | 2.22                  | 2.00                    | 4.00                             |
|     | 4) Security Expenses                  | 46.47                            | 28.02                            | 23.48                            | 22.86                            | 1.00                             | 2.10                  | 0.00                    | 1.00                             |
|     | 5) Cleaning Expenses                  | 13.46                            | 14.48                            | 16.07                            | 14.36                            | 17.00                            | 17.14                 | 0.00                    | 18.00                            |
|     | 6) Taxes                              | 34.31                            | 25.08                            | 29.1                             | 12.55                            | 25.00                            | 0                     | 0                       | 5.00                             |
|     | Total:                                | 114.82                           | 95.30                            | 112.85                           | 82.80                            | 78.00                            | 42.33                 | 4.50                    | 56.00                            |

A-1

PEOPLE'S EDUCATION SOCIETY ( MUMBAI )  
P.E.S. COLLEGE OF ENGINEERING, NAGASEN VANA, AURANGABAD.

STATEMENT SHOWING THE BUDGET ESTIMATE FOR THE YEAR 2020-21

| Sr. | Major Heads of Income   | Amount (in lakh) | P. No. | Sr. | Major Heads of Expenditure           | Amount (in lakh) | P. No. |
|-----|-------------------------|------------------|--------|-----|--------------------------------------|------------------|--------|
|     |                         |                  |        |     |                                      | <b>979.99</b>    | A-6    |
| 1   | Tuition Fees            | 1003.24          | A-5    | 1   | Salary ( Pay & Allowances )          | 37.00            | A-6    |
| 2   | Bank Interest on FDR    | 5.00             | A-3    | 2   | Employers Provident Fund             | 8.00             | A-6    |
| 3   | Sale of Forms & Broch.  | 5.00             | A-3    | 3   | Empl.Group Gratuity Scheme           | 6.88             | A-6    |
| 4   | Registration fees       | 0.25             | A-3    | 4   | Employees Insurance                  | 10.50            | A-6    |
| 5   | Other Exams. Activities | 0.60             | A-3    | 5   | Advertisement, Printing & Stationery | 50.10            | A-6    |
| 6   | Rent of canteen         | 0.17             | A-3    | 6   | Maintainance of College              | 2.65             | A-7    |
| 7   | Book bank fees          | 0.20             | A-3    | 7   | Periodicals & Journals               | 34.04            | A-7    |
| 8   | Fine & Penalty          | 0.60             | A-3    | 8   | General Contengency                  | 1.75             | A-7    |
| 9   | Empl. Group Insurance   | 1.44             | A-3    | 9   | Practical Raw Materials              | 5.10             | A-8    |
| 10  | Dividends               | 0.50             | A-3    | 10  | Sports & Extra Curricular Activity   | 1.00             | A-8    |
| 11  | Consultancy fee         | 1.50             | A-3    | 11  | Research & Development Exp           | 0.40             | A-8    |
| 12  | Misc Receipts           | 3.25             | A-3    | 12  | College Garden Expenses              |                  |        |
|     |                         |                  |        |     |                                      |                  |        |
|     |                         | 1021.75          |        |     |                                      |                  |        |
|     | Deficit                 | 115.66           |        |     |                                      |                  |        |
|     |                         |                  |        |     |                                      |                  |        |
|     | Total >>                | 1137.41          |        |     | Total >>                             | 1137.41          |        |

*G.F. Jadhav*  
Shri V.F. Galbhive  
**Accountant**  
P.E.S. College of Engineering  
P.E.S. College of Engineering,  
Aurangabad.

*Dr A.P. Wadekar*  
Dr A.P. Wadekar  
Principal  
P.E.S. College of Engineering  
Aurangabad

*Chairman*  
Chairman  
People's Education Society  
Mumbai



# BHOLANE SHILWANT & CO.

## CHARTERED ACCOUNTANTS

PEOPLE'S EDUCATION SOCIETY'S, MUMBAI  
P. E. S. COLLEGE OF ENGINEERING, AURANGABAD

INCOME AND EXPENDITURE ACCOUNT FOR THE YEAR ENDED 31ST MARCH, 2021

| EXPENDITURE                           | AMOUNT         | INCOME                                | AMOUNT         |
|---------------------------------------|----------------|---------------------------------------|----------------|
| <b>To SALARY PAY &amp; ALLOWANCES</b> |                |                                       |                |
| Administrative Staff                  | 1,20,99,808.00 |                                       |                |
| Library Staff                         | 25,09,106.00   |                                       |                |
| Suppt. Staff                          | 44,69,268.00   |                                       |                |
| Teaching Staff                        | 4,64,74,714.00 |                                       |                |
| EPF Emp. Cont.                        | 50,02,819.00   |                                       |                |
| EPF Admi.Charges                      | 4,16,944.00    |                                       |                |
|                                       |                | 7,09,72,659.00                        |                |
| <b>TO MISCELLANEOUS EXPENSES:</b>     |                |                                       |                |
| Administrative Expenses               | 1,40,621.00    |                                       |                |
| Advertisement Expenses                | 1,94,685.00    |                                       |                |
| Affiliation & New Courses             | 3,38,300.00    |                                       |                |
| Audit Fees                            | 47,200.00      |                                       |                |
| Admission Promotion Exp               | 53,000.00      |                                       |                |
| Bank Charges                          | 17,028.49      |                                       |                |
| Binding Expenses                      | 41,545.00      |                                       |                |
| Components & Consumables              | 1,66,986.00    |                                       |                |
| Printing Charges                      | 15,82,003.00   |                                       |                |
| Conveyance                            | 33,828.00      |                                       |                |
| Consultancy Remu                      | 37,567.00      |                                       |                |
| Electricity Charges                   | 13,59,000.00   |                                       |                |
| Functions & Festival                  | 40,560.00      |                                       |                |
| Garden Expenses                       | 16,530.00      |                                       |                |
| Group Accident Ins.                   | 64,266.00      |                                       |                |
| Group Gratuity                        | 16,000,000.00  |                                       |                |
| Internet Charges                      | 17,64,673.84   |                                       |                |
| Int & Late Fees                       | 1,38,670.00    |                                       |                |
| Misc. Expenses                        | 1,999.00       |                                       |                |
| Periodicals & Journals                | 1,90,990.00    |                                       |                |
| Printing Expenses                     | 1,10,193.00    |                                       |                |
| Professional Charges                  | 1,26,000.00    |                                       |                |
| Repairs & Maintenance                 | 1,32,139.00    |                                       |                |
| Reading Room Expenses                 | 4,485.00       |                                       |                |
| Regi.fees for DR BATU                 | 1,87,780.00    |                                       |                |
| Remuneration                          | 2,24,000.00    |                                       |                |
| Rent for Admi.Office                  | 1,38,000.00    |                                       |                |
| Repairs to Equipment                  | 2,07,464.00    |                                       |                |
| Sale of Forms Brochures & Stationery  | 2,02,230.00    |                                       |                |
| Seminar Work Shop                     | 55,000.00      |                                       |                |
| Student Insurance                     | 40,043.00      |                                       |                |
| Stationery Charges                    | 86,485.00      |                                       |                |
| Software Updation                     | 19,058.00      |                                       |                |
| Telephone Expenses                    | 2,73,206.00    |                                       |                |
| Training & Placement Programme        | 54,584.00      |                                       |                |
| Travelling Expenses                   | 3,65,332.00    |                                       |                |
| Traning Expenses                      | 7,22,066.00    |                                       |                |
| Traning Programme (REDHA)             | 28,000.00      |                                       |                |
| Visiting Guest Lecture                | 26,000.00      |                                       |                |
| Water Charges                         | 42,814.00      |                                       |                |
| xerox                                 | 10,769.00      |                                       |                |
| Legal Exp                             | 51,250.00      |                                       |                |
| Postage & SMS Charges                 | 41,925.00      |                                       |                |
| Medical Exp                           | 1,01,540.00    |                                       |                |
| Provisional Admi.Fees                 | 73,000.00      |                                       |                |
| Office Contingency                    | 1,22,942.00    |                                       |                |
| Hostel Cleaning Charges               | 15,200.00      |                                       |                |
| Workshop Practical Material           | 32,291.00      |                                       |                |
| Insurance                             | 47,425.00      |                                       |                |
|                                       |                | 1,13,71,525.33                        |                |
|                                       |                |                                       |                |
|                                       |                | <b>BY FEES &amp; FINES</b>            |                |
|                                       |                | Bonafide & exp.Cert.Fees              | 25,305.00      |
|                                       |                | Book bank Fees                        | 1,920.00       |
|                                       |                | Caste Validity Fees                   | 4,000.00       |
|                                       |                | E Faculty Fees                        | 1,36,346.00    |
|                                       |                | Identity Card Fees                    | 33,396.00      |
|                                       |                | Library Fees                          | 1,32,228.00    |
|                                       |                | Mis.Receipts                          | 16,138.00      |
|                                       |                | Registration Fees                     | 22,000.00      |
|                                       |                | TC & Bonafied Fees                    | 67,500.00      |
|                                       |                | Tution Fees                           | 4,54,69,724.25 |
|                                       |                | Fine & Penalty                        | 8,270.00       |
|                                       |                | Other Fees                            | 100.00         |
|                                       |                |                                       | 4,59,16,927.25 |
|                                       |                | <b>BY OTHER MISC.RECEIPTS</b>         |                |
|                                       |                | Admission Cancellation Fess           | 9,000.00       |
|                                       |                | Branch Change Fees                    | 1,000.00       |
|                                       |                | Consultancy Fees                      | 1,00,000.00    |
|                                       |                | Interest on FDR                       | 27,07,126.00   |
|                                       |                | Other Exam Activity                   | 8,240.00       |
|                                       |                | Sale of Forms & Brochure              | 4,41,950.00    |
|                                       |                | Students Verification Fees            | 6,200.00       |
|                                       |                | Skill development & Traning Fees      | 32,15,416.00   |
|                                       |                | Hostel Rent                           | 2,34,800.00    |
|                                       |                | Dividend                              | 7,325.17       |
|                                       |                | Hostel Mess Charges                   | 37,000.00      |
|                                       |                | Incubation Center Receipts            | 47,175.00      |
|                                       |                | Photo Copy & Grienvce Fees            | 425.00         |
|                                       |                | Research Fees                         | 1,06,000.00    |
|                                       |                | Salary Deduction                      | 17,64,458.00   |
|                                       |                | By EPF Admi.Charges                   | 9,452.00       |
|                                       |                | Student Ins.                          | 2,482.00       |
|                                       |                | Group Ins                             | 42,135.00      |
|                                       |                | Helcapter Ride                        | 10,600.00      |
|                                       |                |                                       | 87,50,784.17   |
|                                       |                | <b>BY FEES COLLECTION FOR DR BAMU</b> |                |
|                                       |                | University Other Fees                 | 2,100.00       |
|                                       |                | University Exam Fees                  | 15,84,133.00   |
|                                       |                | University oral practical fees        | 96,592.00      |
|                                       |                | University Theory exam Fees           | 53,603.00      |
|                                       |                |                                       | 17,36,428.00   |
|                                       |                | By Excess of Exp.over Income          | 3,26,01,359.91 |





# BHOLANE SHILWANT & CO. CHARTERED ACCOUNTANTS

**TO FEES PAID TO DR. BAMU**

University Exam Fees  
Other Fees

19,22,028.00  
42,002.00

19,64,030.00

To Depreciation

46,97,285.00

**TOTAL**

**8,90,05,499.33**

**TOTAL**

**8,90,05,499.3**

AS PER OUR REPORT OF EVEN DATE.

For Bholane Shilwant & Co  
Chartered Accountants

FOR P. E. S. COLLEGE OF ENGINEERING

*Bholane*

C.O. Bholane  
PARTNER

PLACE: AURANGABAD

DATE: 30/08/2021

IN :21045737AAAACU7417





**Principal**  
**P.E.S. College of Engineering**  
**Aurangabad**


PEOPLE'S EDUCATION SOCIETY ( MUMBAI )  
P.E.S. COLLEGE OF ENGINEERING, NAGASEN VANA, AURANGABAD.

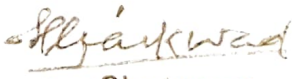
STATEMENT SHOWING THE BUDGET ESTIMATE FOR THE YEAR 2021-22

| Sr. | Major Heads of Income   | Amount<br>(in lakh) | P. No. | Sr. | Major Heads of<br>Expenditure       | Amount<br>(in lakh) | P. No. |
|-----|-------------------------|---------------------|--------|-----|-------------------------------------|---------------------|--------|
| 1   | Tuition Fees            | 1003.37             | A-5    | 1   | Salary ( Pay & Allowances )         | 922.38              | A-6    |
| 2   | Bank Interest on FDR    | 10.00               | A-3    | 2   | Employers Provident Fund            | 30.00               | A-6    |
| 3   | Sale of Forms & Broch.  | 3.00                | A-3    | 3   | Empl.Group Gratuity Scheme          | 15.00               | A-6    |
| 4   | Registration fees       | 0.25                | A-3    | 4   | Employees Insurance                 | 7.14                | A-6    |
| 5   | Other Exams. Activities | 0.25                | A-3    | 5   | Advertisment, Printing & Stationery | 6.50                | A-6    |
| 6   | Rent of canteen         | 0.21                | A-3    | 6   | Maintainance of College             | 53.00               | A-6    |
| 7   | Book bank fees          | 0.10                | A-3    | 7   | Periodicals & Journels              | 2.50                | A-7    |
| 8   | Fine & Penalty          | 0.25                | A-3    | 8   | General Contengency                 | 29.51               | A-7    |
| 9   | Empl. Group Insurance   | 1.44                | A-3    | 9   | Practical Raw Materials             | 1.50                | A-7    |
| 10  | Dividends               | 0.10                | A-3    | 10  | Sports & Extra Curricular Activity  | 4.25                | A-8    |
| 11  | Consultancy fee         | 1.50                | A-3    | 11  | Research & Development Exp          | 1.00                | A-8    |
| 12  | Misc Receipts           | 3.00                | A-3    | 12  | College Garden Expenses             | 1.50                | A-8    |
|     |                         |                     |        |     |                                     |                     |        |
|     |                         | 1023.47             |        |     |                                     |                     |        |
|     | Deficit                 | 50.81               |        |     |                                     |                     |        |
|     |                         |                     |        |     |                                     |                     |        |
|     | Total >>                | 1074.28             |        |     | Total >>                            | 1074.28             |        |

  
Sanjay F. Gajhiye  
Accountant  
P.E.S. College of Engineering  
Aurangabad.

  
Dr. A. P. Wadekar  
Principal  
P.E.S. College of Engineering  
Aurangabad.

  
Principal  
P.E.S. College of Engineering  
Aurangabad.

  
Chairman  
People's Education Society  
Mumbai.


**THE EXPENDITURE BUDGET ESTIMATES FOR THE YEAR 2021 - 22**

| Sr | Major Heads of Expenditure                      | Actual Amount (in lakhs) 2016-17 | Actual Amount (in lakhs) 2017-18 | Actual Amount (in lakhs) 2018-19 | Actual Amount (in lakhs) 2019-20 | Budget Amount (in lakhs) 2020-21 | Actual up to (in lakhs) 31.03.21 | Budget Amount (in lakhs) 2021-22 |
|----|---|----------------------------------|----------------------------------|----------------------------------|----------------------------------|----------------------------------|----------------------------------|----------------------------------|
| 1  | <b>SALARIES</b>                                 |                                  |                                  |                                  |                                  |                                  |                                  |                                  |
|    | <b>PAY &amp; ALLOWANCES</b>                     |                                  |                                  |                                  |                                  |                                  |                                  |                                  |
|    | 1) Teaching staff                               | 705.82                           | 738.82                           | 737.12                           | 524.54                           | 744.62                           | 465.01                           | 687.98                           |
|    | 2) Teaching supporting staff                    | 58.66                            | 68.32                            | 58.22                            | 44.42                            | 61.78                            | 44.69                            | 61.78                            |
|    | 3) Administrative staff                         | 134.89                           | 133.65                           | 137.17                           | 100.62                           | 137.59                           | 121.00                           | 136.63                           |
|    | 4) Library staff                                | 33.78                            | 35.76                            | 34.14                            | 27.14                            | 36.00                            | 25.09                            | 35.99                            |
|    | <b>Total:</b>                                   | <b>933.15</b>                    | <b>976.55</b>                    | <b>966.65</b>                    | <b>696.72</b>                    | <b>979.99</b>                    | <b>655.79</b>                    | <b>922.38</b>                    |
| 2  | <b>EMPLOYERS PROVIDENT FUND CONTR.</b>          | <b>85.24</b>                     | <b>104.13</b>                    | <b>46.73</b>                     | <b>0.28</b>                      | <b>37.00</b>                     | <b>50.02</b>                     | <b>30.00</b>                     |
| 3  | Employees Group Gratuity Scheme                 | 44.59                            | 45.00                            | 44.59                            | 7.00                             | 8.00                             | 16.00                            | 15.00                            |
| 4  | Employees Insurance                             |                                  |                                  |                                  |                                  |                                  |                                  |                                  |
|    | 1) Employees Group Insurance                    | 1.66                             | 0.47                             | 1.74                             | 1.45                             | 1.18                             | 2.07                             | 1.44                             |
|    | 2) Employees Group Accident Insurance           | 0.00                             | 0.00                             | 0.75                             | 0.72                             | 0.70                             | 0.64                             | 0.70                             |
|    | 3) Employees Group Health Insurance             | 0.00                             | 0.00                             | 0.00                             | 0.00                             | 5.00                             | 0.00                             | 5.00                             |
|    | <b>Total:</b>                                   | <b>1.66</b>                      | <b>0.47</b>                      | <b>2.49</b>                      | <b>2.17</b>                      | <b>6.88</b>                      | <b>2.71</b>                      | <b>7.14</b>                      |
| 5  | <b>ADVERTISEMENT, PRINTING &amp; STATIONERY</b> |                                  |                                  |                                  |                                  |                                  |                                  |                                  |
|    | 1) Advertisement Expenses                       | 3.50                             | 4.67                             | 6.34                             | 6.17                             | 6.00                             | 1.95                             | 3.00                             |
|    | 2) Printing Expenses                            | 3.53                             | 3.41                             | 3.16                             | 2.42                             | 3.00                             | 1.10                             | 2.00                             |
|    | 3) Stationery Expenses                          | 2.02                             | 1.64                             | 1.79                             | 1.37                             | 1.50                             | 0.87                             | 1.50                             |
|    | <b>Total:</b>                                   | <b>9.05</b>                      | <b>9.72</b>                      | <b>11.29</b>                     | <b>9.96</b>                      | <b>10.50</b>                     | <b>3.92</b>                      | <b>6.50</b>                      |
| 6  | <b>MAINTENANCE OF COLLEGE</b>                   |                                  |                                  |                                  |                                  |                                  |                                  |                                  |
|    | 1) Electricity Expenses                         | 23.12                            | 22.08                            | 18.49                            | 19.12                            | 20.00                            | 13.60                            | 15.00                            |
|    | 2) Repair & Maintenance                         | 12.66                            | 4.58                             | 2.89                             | 2.39                             | 3.00                             | 1.32                             | 2.00                             |
|    | 3) Repair to Equipment                          | 8.42                             | 6.37                             | 2.45                             | 1.43                             | 1.50                             | 2.07                             | 1.00                             |
|    | 4) Security Expenses                            | 23.48                            | 22.86                            | 18.18                            | 0.00                             | 0.00                             | 0.00                             |                                  |
|    | 5) Cleaning Expenses                            | 16.07                            | 14.36                            | 17.14                            | 15.60                            | 15.60                            | 15.82                            | 15.00                            |
|    | 6) Taxes  | 29.1                             | 12.55                            | 0                                | 0                                | 10.00                            | 0.00                             | 20.00                            |
|    | <b>Total:</b>                                   | <b>112.85</b>                    | <b>82.80</b>                     | <b>59.15</b>                     | <b>38.54</b>                     | <b>50.10</b>                     | <b>32.81</b>                     | <b>53.00</b>                     |

# PES College of Engineering 21-22

Near Panchakki  
Nagsenvana, Aurangabad

## Income and Expenditure Statement

1-Apr-2021 to 31-Mar-2022

| Particulars  |                           | Particulars                           |                           |
|--|---------------------------|---------------------------------------|---------------------------|
|  | 1-Apr-2021 to 31-Mar-2022 |                                       | 1-Apr-2021 to 31-Mar-2022 |
| <b>Indirect Expenses</b>                             | <b>7,74,18,210.84</b>     | <b>Indirect Incomes</b>               | <b>9,48,48,497.00</b>     |
| Administrative & Meeting Exp                         | 92,504.00                 | Admn. Cancel. Fees                    | 7,000.00                  |
| Admission Processing / Fees Regulating Authority Fee | 1,93,700.00               | Bonafide. /Expenditure Fees           | 45,300.00                 |
| Admission Promotion Exp.                             | 2,46,988.00               | Book Bank Fees                        | 6,070.00                  |
| Advertisement Expenses                               | 2,32,246.00               | Caste Validity /Other Cert Fee        | 9,810.00                  |
| Affiliation, Variation & Processing Fees             | 2,15,000.00               | Consultancy Fees                      | 3,76,338.00               |
| Audit Fees   | 47,200.00                 | Fine & Penalties                      | 61,500.00                 |
| Bank Charges & Commission                            | 16,463.67                 | Fine & Penalties to Staff             | 2,57,000.00               |
| Book Binding Expenses                                | 885.00                    | Hostel Mess Charges                   | 28,400.00                 |
| Cleaning & Sweeping Expenses                         | 16,47,715.00              | Hostel Rent                           | 8,37,500.00               |
| Components, Consumables for Practicals               | 1,26,851.00               | Identity Card Fees                    | 51,534.00                 |
| Degree Certificate Fees                              | (-)70.00                  | Incubation Centre Receipts            | 2,79,275.00               |
| Electricity & Fixtures Expenses                      | 11,66,853.00              | Japanese Lang. Course Fee             | (-)1,000.00               |
| EPF Admn. Charges                                    | 1,85,566.00               | Library Fees                          | 1,49,824.00               |
| EPF Employer's Cont.                                 | 24,66,580.00              | Misc. Receipts                        | 22,408.00                 |
| Fine & Penalties by Authority                        | 21,650.00                 | Other Exams & Activities              | 35,236.00                 |
| Function & Festival Celebration - Students           | 10,780.00                 | Registration Fees                     | 17,100.00                 |
| Function & Festival (Other)                          | 28,302.00                 | Research Fees                         | 89,000.00                 |
| Garden Maintenance Expenses                          | 1,21,531.00               | Salary Recovery                       | 43,30,202.00              |
| Hostel Buildings, Repairs & Maint.                   | 25,295.00                 | Sale of Forms, Brochur's & Stationery | 36,040.00                 |
| Insurance  | 51,755.00                 | Skill Development Training Fees       | 35,72,740.00              |
| Internet & Web Site Charges                          | 10,06,335.17              | Sponsorship for Tectrix 2018          | 3,000.00                  |
| Legal Charges  | 95,000.00                 | Students Insurance                    | 34,173.00                 |
| Local Conveyance Expenses                            | 43,520.00                 | Students Varification Fees            | 18,100.00                 |
| Medical Expenses                                     | 2,569.00                  | Training Programme (Other Courses)    | (-)47,200.00              |
| Misc Expenses  | 2,220.00                  | Trans Cert. Fees                      | 1,04,300.00               |
| NAAC Fees & Other Expenses                           | 2,400.00                  | Tution Fees                           | 8,45,24,847.00            |
| Office Contengency & Meeting Exp                     | 1,80,998.00               |                                       |                           |
| Periodicals, Journals, & E Journals                  | 2,42,998.00               |                                       |                           |
| Postage & SMS Expenses                               | 1,43,569.00               |                                       |                           |
| Printing Expenses                                    | 1,68,936.00               |                                       |                           |
| Profession Fee/Charges                               | 17,500.00                 |                                       |                           |
| Provisional Admission Fees                           | 3,000.00                  |                                       |                           |
| Registration Fee Dr BATU Lonere                      | (-)1,86,058.00            |                                       |                           |
| Remuneration   | 66,900.00                 |                                       |                           |
| Repair & Maintainance College Buildings              | 2,14,382.00               |                                       |                           |
| Repair to Equipments, Fur. Comp.                     | 1,46,605.00               |                                       |                           |
| Salary Admn. Staff Other Allow                       | 90,37,262.00              |                                       |                           |
| Salary Admn. Staff Pay                               | 48,60,341.00              |                                       |                           |
| Salary Lib. Staff Other Allow.                       | 20,53,120.00              |                                       |                           |
| Salary Lib. Staff Pay                                | 9,62,900.00               |                                       |                           |
| Salary Supp. Staff Other Allow.                      | 27,85,500.00              |                                       |                           |
| Salary Supp. Staff Pay                               | 17,09,052.00              |                                       |                           |
| Salary Teaching Staff Other Allow.                   | 2,93,38,064.00            |                                       |                           |
| Salary Teaching Staff Pay                            | 1,64,86,812.00            |                                       |                           |
| Salary Visiting/Guest Lectur                         | 4,94,500.00               |                                       |                           |
| Seminar Workshop, Induction Alumni (Students)        | 480.00                    |                                       |                           |
| Softwares Updation Charges                           | 14,810.00                 |                                       |                           |
| Sports Expenses                                      | 240.00                    |                                       |                           |
| Staff Training & Research Expenses                   | 8,058.00                  |                                       |                           |
| Stationery   | 1,20,552.00               |                                       |                           |
| Students Project Competition & Sponsorship           | 15,127.00                 |                                       |                           |
| Telephone Expenses                                   | 1,47,699.00               |                                       |                           |
| Training & Plac. Expenses                            | 4,300.00                  |                                       |                           |



continued ...

PES College of Engineering 21-22

Income and Expenditure Statement

1-Apr-2021 to 31-Mar-2022

1-Apr-2021 to 31-Mar-2022

Particulars

|  |             |
|--|-------------|
| Travelling Expenses                      | 2,09,514.00 |
| University Examination Fees              | 22,947.00   |
| University Other Fees                    | 144.00      |
| University Theory Exam (BAMU)            | (-)5,737.00 |
| Univ. Oral Practical/project Exam (BAMU) | 9,000.00    |
| Water Expenses                           | 55,770.00   |
| Workshop Practical Material              | 15,529.00   |
| Xerox                                    | 23,558.00   |

Excess of income over expenditure

1,74,30,286.16

Total

9,48,48,497.00

Total

9,48,48,497.00

Rs. 35.40 lakh



Principal  
P.E.S. College of Engineering  
Aurangabad